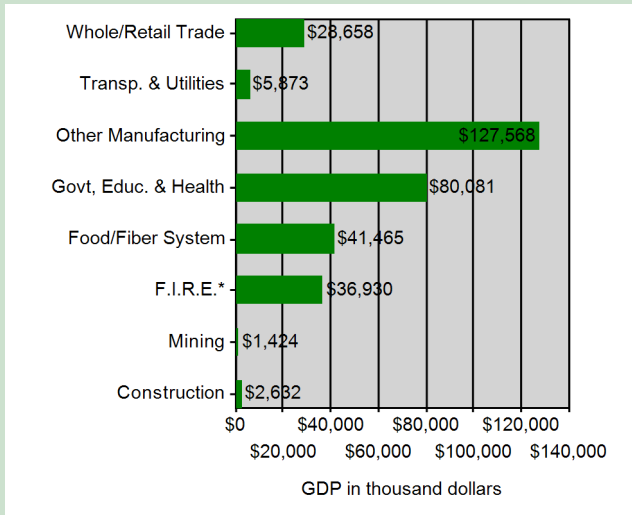


Madison Parish generates approximately \$325 million in total economic activity in 2007 as measured by Gross Domestic Product (GDP). GDP measures the value-added that is created by the parish. Madison Parish ranks 56 out of all 64 parishes in GDP created for the state.

Industrial Structure

The Other Manufacturing sector contributes more to Madison Parish's GDP than any other sector totaling \$127,568 thousand. A breakdown of each major industry's contribution is shown in Figure 1.

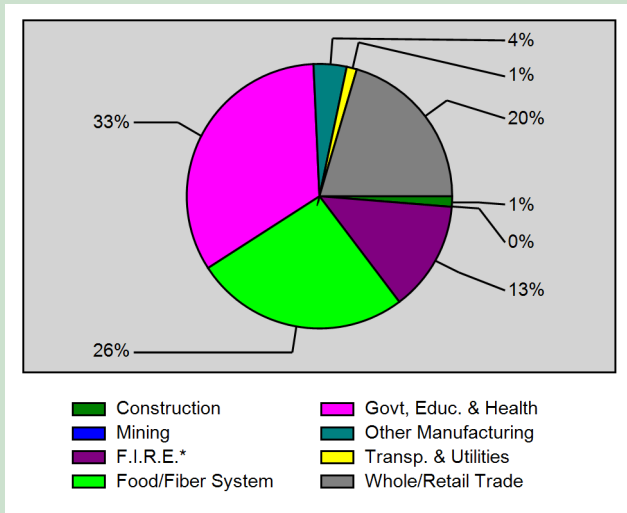
Figure 1: GDP (Value-Added) by major industry in 2007 (thousands of dollars)



* F.I.R.E. includes Finance, Insurance, Real Estate and Other Services sectors.

The Govt, Educ. & Health sector supplied the most full-time and part-time jobs to the parish in 2007 at 939 of the total 2,811 jobs in the parish. The distribution of jobs by major sector is presented in Figure 2.

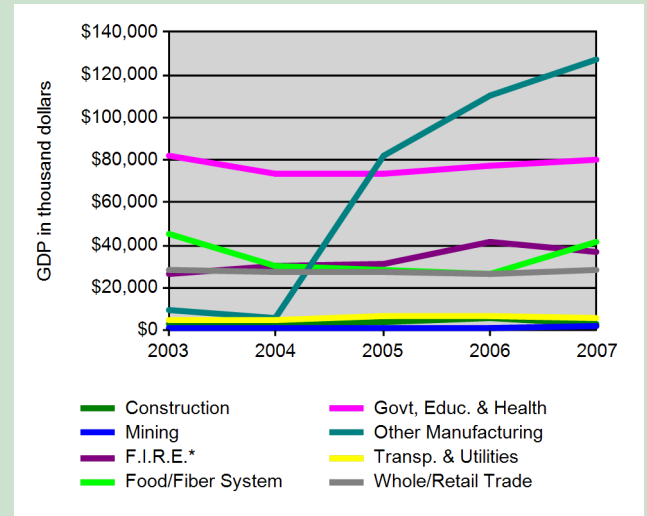
Figure 2: Distribution of Employment by major industry in 2007



Growth Trends

Madison Parish has seen its economy grow by 63% as measured by GDP (inflation adjusted) between 2003 and 2007. The fastest growing sector during that period was the Other Manufacturing sector that grew by 1,235%. The slowest growing sector was the Food/Fiber System sector that grew by -8%. Madison saw total full-time and part-time employment grow by 426 jobs, or 18% of total jobs over the five year period. Detailed growth in parish GDP for the most recent five year period is shown in Figure 3.


Figure 3: Five year growth in GDP (Value-Added) by major industry between 2003 and 2007



Food and Fiber System

The Food and Fiber System generates \$41,465 thousand for Madison Parish's economy and ranks 3 in GDP among the parish's major industrial sectors. The system includes production agriculture, forestry and fishing sectors as well as food and fiber manufacturing (processing) sectors. These food and fiber product sectors generate \$36,257 thousand and supply 535 jobs. The distribution of GDP by each food and fiber product sector is presented in Figure 4.

Figure 4: Distribution of Food Fiber Product GDP (Value-Added) by major industry in 2007



This Food and Fiber System also includes food service and drinking establishments that generate \$5,208 thousand in GDP and supply 200 jobs to the parish.